

Use this handy guide to view your COVID-19 vaccination record within your MyChart account. The below steps apply for patients who have been vaccinated at Cleveland Clinic locations as well as those who have been vaccinated outside of Cleveland Clinic.

**Note:** The ability to add third dose or booster information to your record will be available starting Nov. 6, 2021.

## View Your COVID-19 Vaccination Record within MyChart

1. Log into MyChart using your MyChart username and password.
2. Click the **Menu** icon. Scroll down to the section labeled “My Medical Record” and click on the **COVID-19** option.

*One of the following statuses will now display:*

**COVID-19 vaccination complete.** This status may display if you were vaccinated at a Cleveland Clinic location or if you were vaccinated at a non-Cleveland Clinic location and your information has already been updated to your Cleveland Clinic electronic health record and MyChart account.

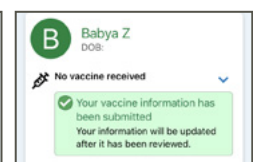
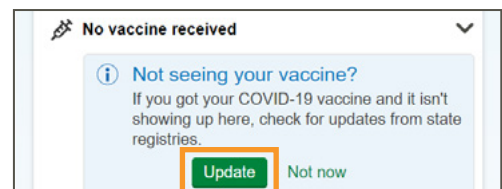
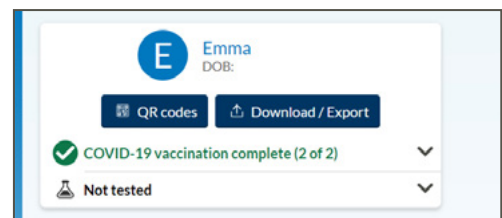
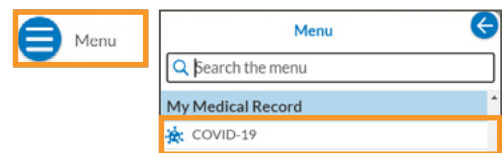
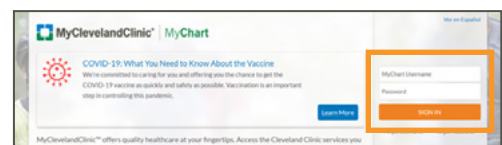
- If needed, click the **Download/Export** button to print or email a copy of your record.

**No vaccine received.** This status may display if...

- You have not been vaccinated.
- You were vaccinated at a non-Cleveland Clinic location and your information has not yet been updated to your MyChart account and Cleveland Clinic electronic health record.

**If the second applies to you, update your information in MyChart with the below easy steps:**

1. A blue banner with a green **Update** button will display beneath your **No vaccine received status**. Click the green **Update** button. MyChart will now search state immunization registries for your vaccine record.
2. If your record is found, your information will be added automatically.
3. If additional information is needed, a message will be sent to your provider to review and add your vaccination to your electronic health record.
4. If we are unable to locate your record, you may manually enter your vaccination details and upload an image of your vaccine card. A message will be sent to your provider to review and add your vaccination.



# How to View and Display Your COVID-19 Vaccination Record within Your MyChart® Account

---

## COVID-19 Vaccine QR Codes: Display or Print Your Record Instantly

The QR code in MyChart contains a SMART Health Card for your COVID-19 vaccination record, which can be printed or displayed on your mobile device. The QR code can then be scanned by participating organizations to verify your vaccination status.

For more information about SMART Health Cards, visit [smarthealth.cards](https://smarthealth.cards).



---

## Access Your QR Code Faster

You can also add your COVID-19 vaccination details to the homepage of the MyChart app through **Account Settings**. This enables you to share your information without having to login to your MyChart account.

